

THE GREEN SOURCE MEMBRANE SHIELD **is an all weather, flexible butyl (rubber) barrier**



Description

The Green Source Membrane Shield greatly improves the effectiveness of a carport canopy as a barrier from the elements.

We studied the typical user experience of the people who park under solar carport structures in all weather conditions and found that heat from sun, dust and debris and specifically rain, fall through the gaps between panels resulting a less than ideal circumstances.

Typical solar carport PV panels are installed with a consistent spacing varying from +/- 1/4" to 3/4" which allow fragmented water, sunlight and debris through. This is typical in the industry. The Green Source Membrane Shield, effectively bridges the gaps creating a barrier and ensuring water shed to the low-clearance side of the canopy.

Features

- UV resistant for assured longevity
- Stable from -70°F to 200°F
- All weather application
- Tensile strength: 15 lbs. per Inch
- Elongation: 700%
- 28 mils thickness
- 100' rolls
- Straight forward install
- Immediate full bonding

Technical Installation Directions

fig 1. represents typical PV solar module intersection




fig 2. membrane shield being installed

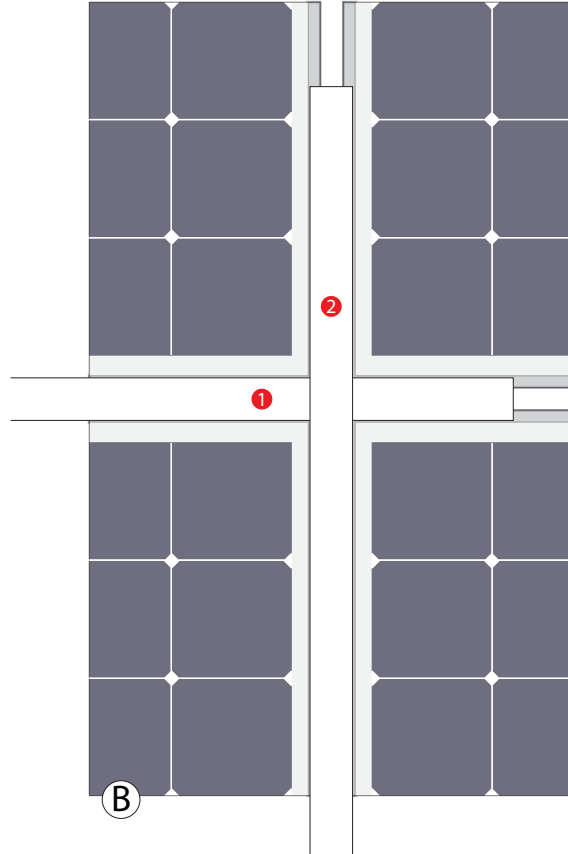
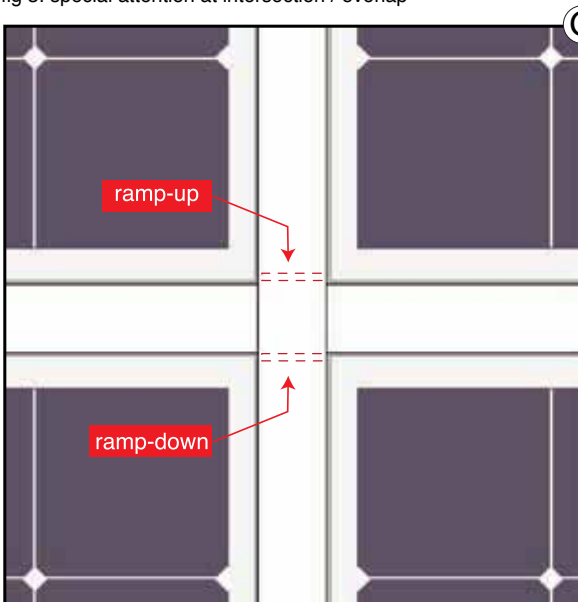


fig 3. special attention at intersection / overlap



INSTALL PROCEDURE

1. Install the membrane shield on ALL horizontal gaps first.
2. Install the membrane shield on ALL vertical gaps second.

ATTENTION:

Be sure to press the top / vertical membrane shield firmly into the lower / horizontal shield at the 'ramp-up' and 'ramp-down' areas to ensure proper bonding.